



Most Common

Surface Pattern Repeats



Do you want to create more interesting pattern designs?

I'm sure you do!

The easiest way to do this is by exploring and experimenting with different repeat types. Just by changing the repeat type you are using you can completely change the look of your design.

Next time you're designing a pattern, try it in a few different repeat systems and see which one works best.


Whether you are new to design or an experienced designer there's something for everyone in the [Most Common Surface Pattern Repeats PDF](#).

This PDF outlines how to create 12 of the most commonly used repeat systems.

Happy designing!

x *Rachelle*


Full Drop/Block Pattern Repeat



The full drop or block pattern repeat is one of the most common and simplest of all repeat systems.

The repeat unit is created by stacking the original repeat block in a grid format. Each repeat unit is repeated vertically and horizontally on the same plain. Although often created as a square unit, full drop repeats can also be rectangular.


Half Drop Pattern Repeat



The half drop pattern repeat unit is very commonly used in surface pattern repeats. It consists of the repeat unit being stacked vertically in a column format which is then offset by half in the next vertical row.

Half drop pattern repeats are a great way at quickly allowing the design to look less formal.

Brick Pattern Repeat



The brick repeat unit is also a very commonly used in surface pattern repeats. It's very similar to the half drop pattern repeat except instead of the repeat unit being stacked vertically in a column format, it is stacked horizontally. It is then offset by half in the next horizontal row resembling a brick wall.

Like half drop pattern repeats, brick repeats allow a design to look less formal.

Diamond Pattern Repeat



A diamond pattern repeat is simply created by repeating a diamond shape. This results with the elements being arranged in diagonal rows.

Ogee Pattern Repeat



An ogee pattern repeat is similar to the diamond repeat except it has rounded edges at the sides and points at the top and bottom much like an onion.

Tossed/Random Pattern Repeat




In a tossed/random pattern repeat, the elements of the design are scattered within the repeat unit. This results in a very organic, informal and non-linear design.

Stripe Pattern Repeat



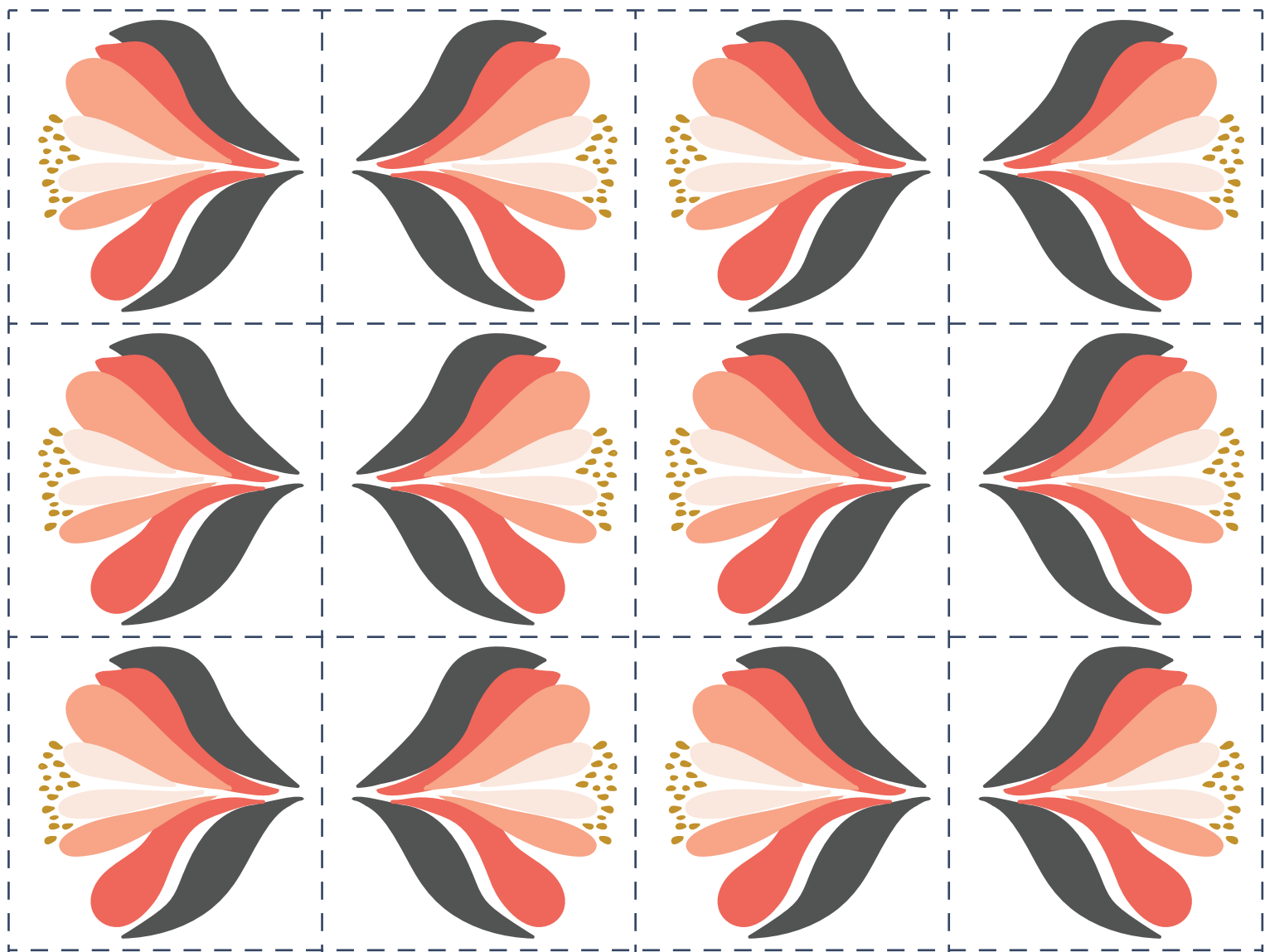
The stripe repeat pattern is a layout that has a strong vertical, horizontal or diagonal format. The stripe does not need to be made up of only filled lines. It could be made up of a repeated motif, texture or pattern.

Scale Pattern Repeat




A scale pattern repeat is created with a repeating fish scale shape which is based on a circle or oval shape that is repeated as a half drop.

Mirror Pattern Repeat (Full drop/Block)




The mirror pattern repeat helps to create seamless designs by stacking your repeat unit in a vertical column and then mirroring it in the adjacent vertical column.

Mirror Pattern Repeat (Half Drop)




A mirror pattern repeat can also be repeated as a half drop repeat. It consists of the repeat unit being stacked vertically in a column format which is then offset by half and mirrored in the next vertical row.

Turn-Over/4 way Mirror Pattern Repeat



A turnover or 4 way mirror repeat is created by repeating and mirroring your repeat unit horizontally and then duplicating and mirroring both repeat units vertically. These 4 repeat units essentially create 1 larger repeat unit which can then be repeated as per a full drop repeat pattern.

Border Repeat



A border repeat is generally a narrow design that runs along the edge of a product e.g. along the edge of a garment. Border designs normally repeat only from side to side and therefore don't need to repeat up and down.